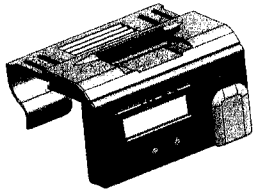
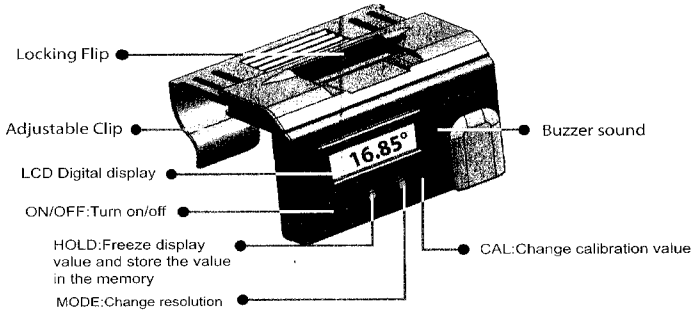


# Digital Level

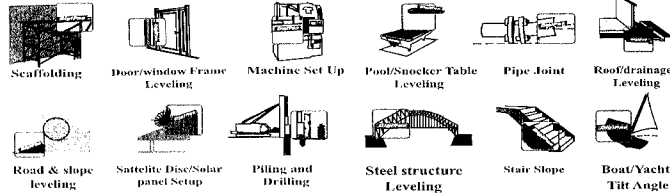
Model : DWL-130  
Adjustable Width  
(0.05° Resolution)



## Digipas™ Digital Level



### Applications



## User Instruction

On/Off : Turn on/off  
 HOLD : Freeze display value and store the value in the memory  
 CAL : Refer Calibration instruction  
 MODE: Change resolution  
 (0.05°, 0.1°, 0.5 & %)

### ⚠ Caution

Digipas is calibrated in the factory for maximum accuracy User can re-calibrate when necessary



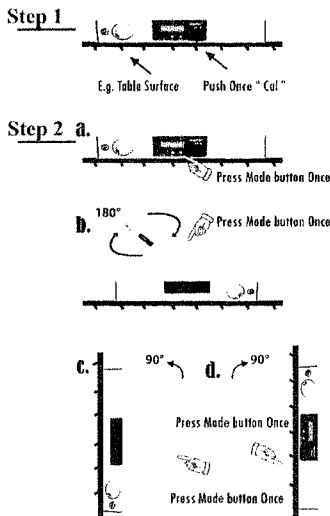
For first time use, remove the plastic strip to connect the battery

### Calibration Instruction

1. Clip the DigiPas DWL-130 to a Spirit Level as shown in Step 1 (Calibration illustration). Push ONCE on the "CAL" button then release. Buzzer starts to beep.
- 2a. Place DigiPas DWL-130 on a flat surface (e.g. Table). Press Mode button ONCE and wait for a few seconds till buzzer beeps.
- b. Place DigiPas DWL-130 reverse horizontal (180°). Press Mode button ONCE and wait for a few seconds till buzzer beeps.
- c. Place DigiPas DWL-130 vertically (-90°) and press Mode button ONCE and wait for a few seconds till buzzer beeps.
- d. Place DigiPas DWL-130 reverse vertically (+90°) and press Mode button ONCE and wait for a few seconds till buzzer beeps.
3. Calibration completes when buzzer beep sound stops.

NOTE : Ensure DigiPas is kept still during Calibration.

### Calibration Illustration



### Illustrations on how to Clip:



Figure 1

- 1) Release the Flip at the top of DWL-130.
- 2) Pull the Clip backwards as shown in Fig. 1.
- 3) Place and Clip on to the selected Spirit level.
- 4) Press the adjustable clip towards the spirit level tightly as shown in Fig. 2.



Figure 2

- 5) Press down the Flip to lock while holding the adjustable clip tightly against the spirit level.
- Remark : Place the bar on the back of DWL-130 whenever needed. (e.g. When Clip on to I-Beam type Spirit Level.)

### WARRANTY

This DigiPas level is warranted to the original purchaser to be free from defects in workmanship and material. Our corporation will repair or replace any defective part which may malfunction under normal and proper use within a period of 30 days from the date of purchase. Delivered purchase to us together with proof of date and place of purchase. This warranty is not subject to misuse, abuse, assignment, or transfer. The exclusive remedy under any and all warranties and guarantees, expressed or implied, is limited to repair and/or replacement as provided herein, and we shall not be liable for damages from loss or delay of equipment users, consequential, or incidental damage.

Distributed by :

Manufactured by  
**JSB TECH PTE LTD**  
 41 Science Park Road #04-02,  
 The Gemini, Singapore Science Park 2  
 Singapore 117610  
 Tel : 65-67780640 - Fax : 65-6777 0460  
 E-mail : jsb-sales@jsbtech.com