

FRD800 Quick Start Guide

Specification

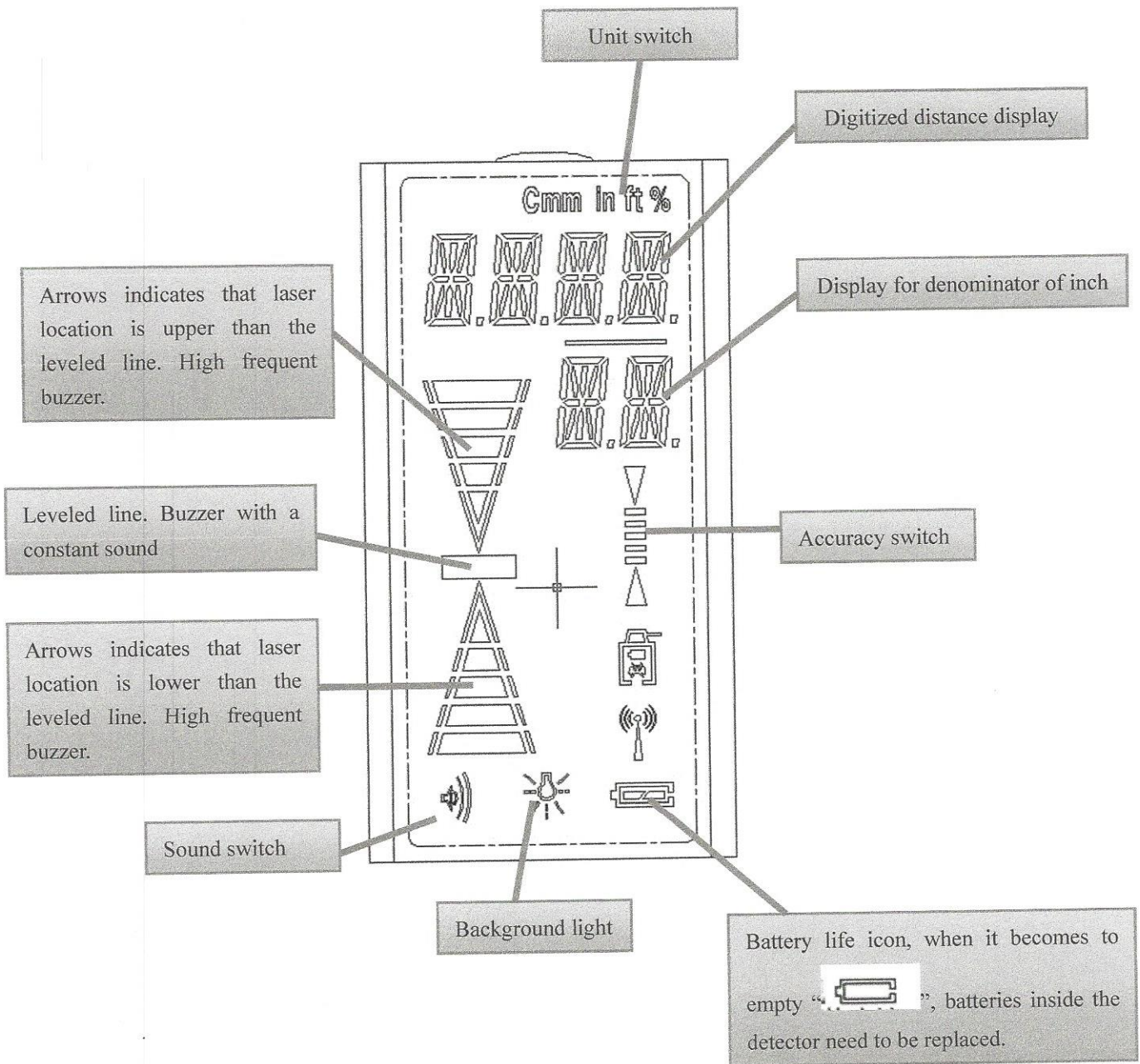
- Detecting Range:300m
- Unit of display: mm, inch, inch(fraction), cm
- Segments of indicator: 5+5
- 3 x Accuracy of detecting
 - ± 1 mm
 - ± 5 mm
 - ± 10 mm
- Readable sensor range: ± 45 mm
- Detecting sensor range:125mm
- Indication of laser signal:
 - Two LCD back and front
 - With buzzer and audio indication, three audios of buzzer, louder-normal-no sound. Detector is switched with louder sound.
 - With LED indication.
- Power supply: 4 x AA batteries.
- Battery life: 40hours.
- Automatic switch off: 15mins without operation nor receiving.
- Working temperature: $- 20^{\circ}\text{C} \sim +50^{\circ}\text{C}$ ($- 4^{\circ}\text{F} \sim 122^{\circ}\text{F}$)
- Dimension: 170(L) \times 76(W) \times 35(H)mm
- Net Weight:373g(with battery)



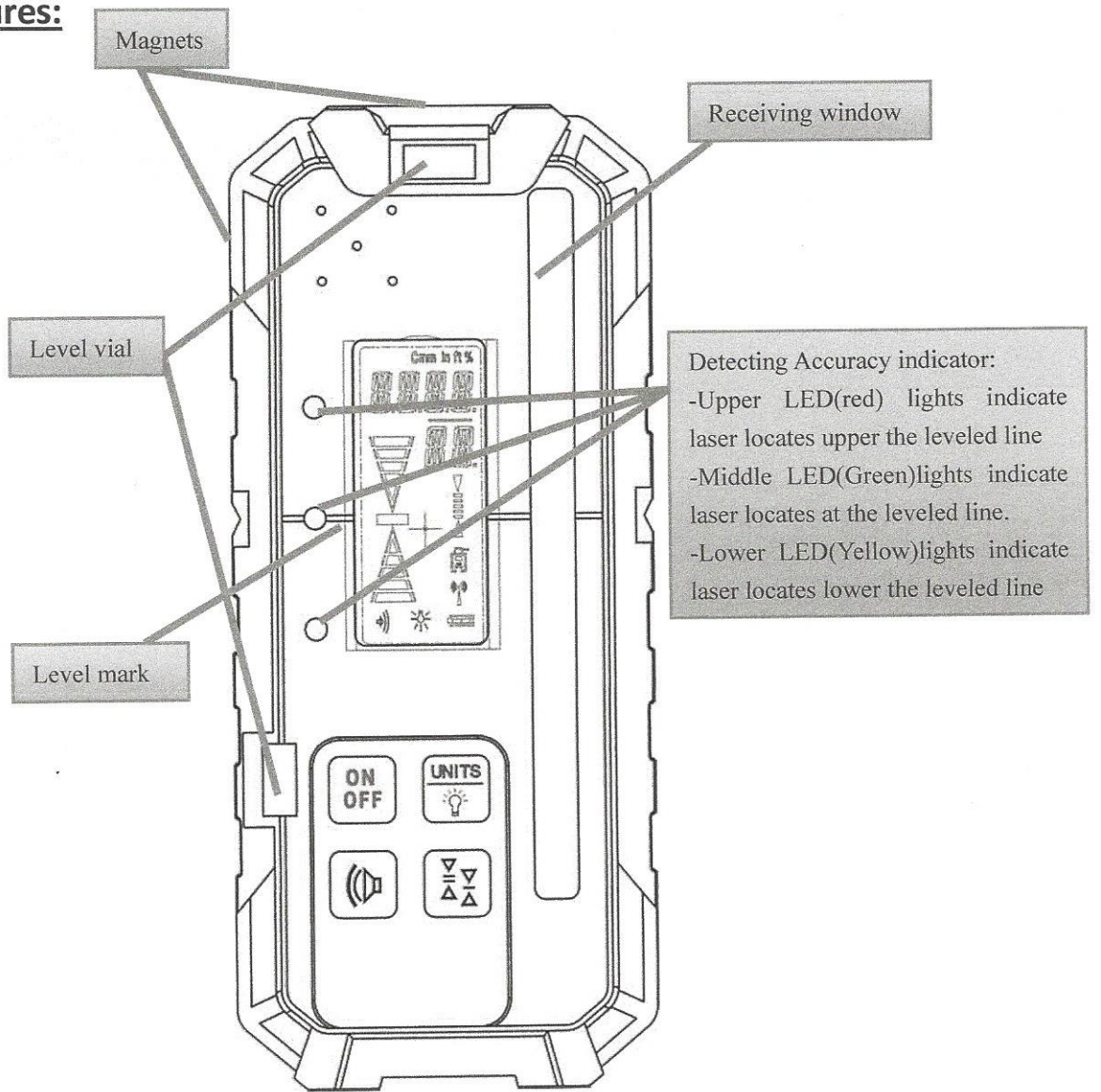
Features:

Easily set up, adjust the balance, with magnets and vials at both side and top, with LCD at both front and back, easier for mounting and detecting the signal of laser.


LED Display:



Other Features:



Keypad:



: SWITCH ON/OFF.



: Unit Switch/background light

-Detector is switched on with default "mm", can switch between mm, inch, inch(fraction), cm by pressing this key.

-Detector is switched on with NO background light, when hold this key for 3-4seconds to turn on the light.(blue)



: Sound switch: Detector is switched with loudest sound, sequence of the switch is: loudest→no sound→normal sound.



: Accuracy switch: Detector is switched with highest accuracy, sequence of the switch is: highest accuracy, middle accuracy, rough accuracy.